

Introduction

Thank you for purchasing this automatic transfer switch manufactured by Parallax Power Supply, L.L.C.

We are confident that it will give you outstanding performance for many years. If you have any questions or comments about this product, please contact Parallax Power Supply, L.L.C.'s customer service representative at the address or phone number listed below.

Parallax Power Supply, L.L.C.
425 Sycamore St.
Anderson, IN 46016
Ph. (800) 443-4859
Fax: 765-608-5235

General Information

The ATS series transfer switches are designed to automatically switch the on board 120 volt appliances to generator power when the generator is activated.

This eliminates unnecessary handling of the shoreline cable. No longer do you need to go outside, remove the shoreline cord from the pole and plug it into the generator receptacle. Simply starting the generator activates the ATS, which will switch the loads for you.

After the ATS is installed, using one of the typical installations shown in this manual, it will be ready for years of trouble free service. Operation is automatic and no maintenance is required.

General Operation

From Shoreline (All models)

To operate appliances from shoreline power, simply plug in the shoreline cord to the power pole at the campground or dock. ATS automatically connects all AC appliances to shoreline power. Note, on 30 amp units with two air conditions, only one will operate at a time because of the limits of the shoreline.

From Generator

To operate appliances from the on board generator, simply start the generator.

After a 60 second delay, to let the generator voltage stabilize the ATS will engage, transferring all 120-volt appliances connected to the ATS load terminals, to the generator output. The shoreline can remain plugged in as the ATS completely separates it from the system.

Mounting Location

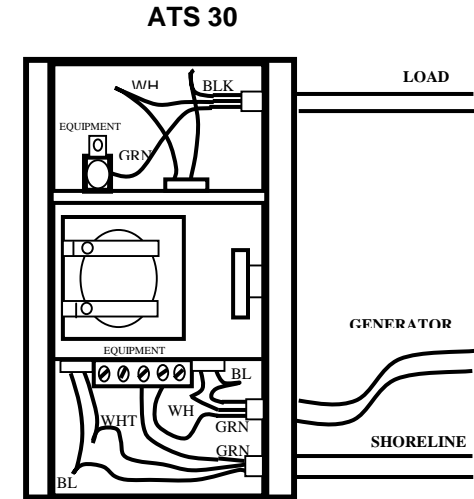
Qualified service personnel or licensed electricians should install ATS models in accordance with all applicable codes and standards. ATS models may be mounted in any position, leaving room for routing of shoreline, generator and load (breaker panel) conductors.

To minimize voltage drops in conductors, the ATS should be located close to the generator and shoreline cord entrance.

The ATS is not ignition protected, therefore it should not be mounted in the same compartment as batteries or other flammable material such as gasoline.

The ATS should be mounted in the cabin/living area or a basement compartment, but is not suitable for outside locations.

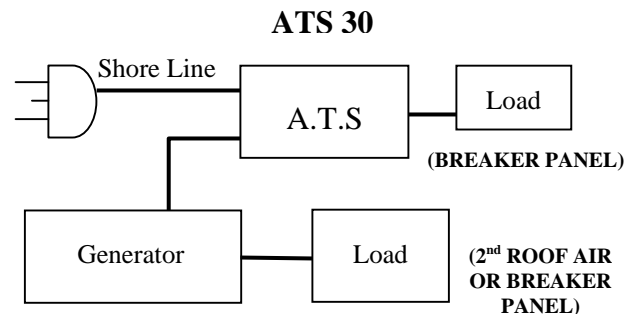
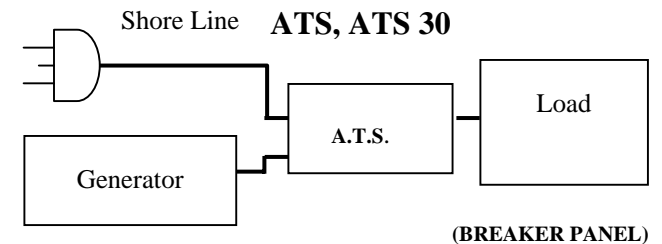
WIRING INSTRUCTIONS



CAUTION:

Observe the polarity and torque specifications per the installation label included on the inside cover of each unit.

Typical Installation



(SPLIT OUTPUT 7,200-WATT GENERATOR)

SPECIFICATIONS

Specifications subject to change without prior notice.

ATS

Electrical rating: 120 volt, 30 amps
Maximum generator: 3,600 watts
Relay: DPDT rated 30 amps
Coil: 110 volts DC
Command source: generator
(code "G" units manufactured after October 1992)
Dimensions:
Width = 4.75", Height = 6.0", Depth = 4.0"
Weight: 3 pounds
Not ignition protected
U.L. Listed for Canada and USA

ATS 30

Electrical rating: 120 volt, 30 amps
Maximum generator: 3,600 watts
Relay: DPDT rated 30 amps
Coil: 110 volts DC
Command source: generator
(code "G" units manufactured after October 1992)
Dimensions:
Width = 8.687", Height = 5.125", Depth = 4.125"
Weight: 4 pounds
Not ignition protected
U.L. Listed for Canada and USA

Warranty Statement

Parallax Power Supply, L.L.C. warrants each ATS to be free from defects in materials or workmanship under normal use and service and limits the remedies to repair or replacement.

This warranty extends for two years from the date of purchase and is only valid to the original owner and within the continental limits of the United States and Canada.

You may download the entire Parallax Warranty Policy at:
http://www.parallaxpower.com/warranty_policy

If a problem should occur with your ATS within the first 24 months of purchase, please contact a dealer that handles warranty on your brand of boat or RV.

No user serviceable parts inside.

This warranty does not cover damage due to improper installation, abuse or accidents. Qualified service personnel or a licensed electrician should install all ATS models.



425 Sycamore St.
Anderson, IN 46016
Phone: 800-443-4859
Fax: 765-608-52335


**For a special offer concerning
Extended Warranty Coverage,**

Visit our website at
www.parallaxpower.com

ATS, ATS30

**AUTOMATIC
Line/Generator
TRANSFER
SWITCH**

Owner/Operator Guide



14507098
Rev. D